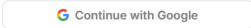
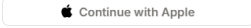


Step 1: Login with email and password provided

*

Welcome back

 Continue with Google

 Continue with Apple

Email

centralgauteng@saalaa.net

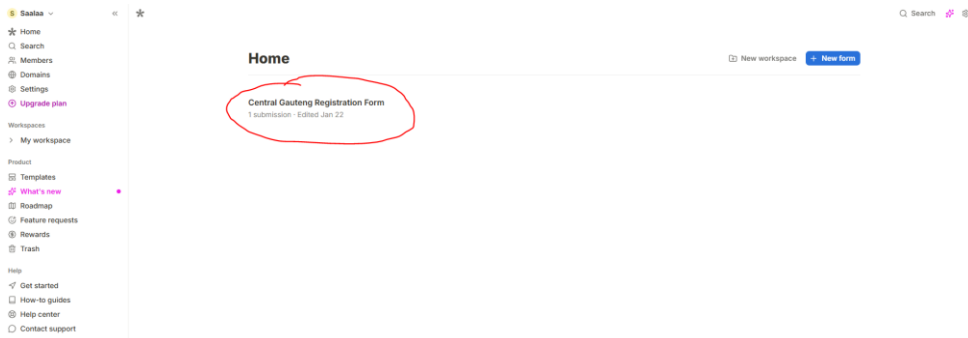
Password

••••••••

Continue

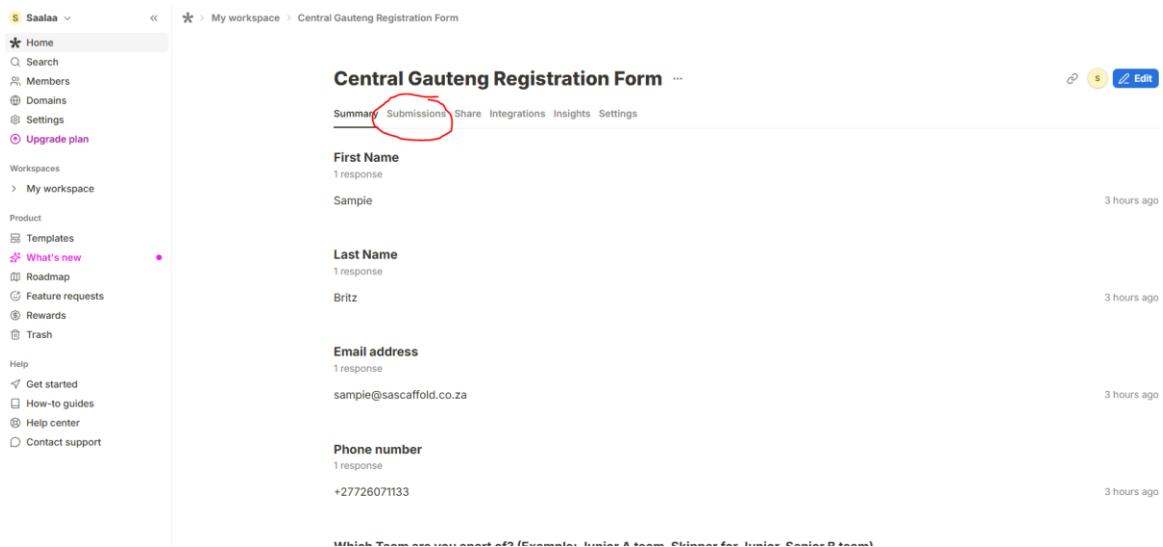
Don't have an account yet? [Sign up](#)
Forgot password? [Reset](#)

Step 2: Click on Form



The screenshot shows the Saalaa home dashboard. On the left is a navigation sidebar with categories like Home, Search, Members, Domains, Settings, Upgrade plan, Workspaces, Product, and Help. The main content area is titled 'Home' and features a 'New workspace' button and a 'New form' button. A card for 'Central Gauteng Registration Form' is visible, showing '1 submission - Edited Jan 22'. This card is circled in red.

Step 3: Go to Submissions



The screenshot shows the 'Central Gauteng Registration Form' page. The 'Submissions' tab is highlighted with a red circle. The page displays a list of submissions for various fields:

Field	Response	Time
First Name	1 response	
Sample		3 hours ago
Last Name	1 response	
Britz		3 hours ago
Email address	1 response	
sample@scaffold.co.za		3 hours ago
Phone number	1 response	
+27726071133		3 hours ago

Which Team do you want to? (Example: Junior A team, Skipper for Junior Series B team)

Step 4: You will see all entries.

You can view all uploaded documents.

You can delete invalid entries.

The screenshot shows a web interface for a registration form. The main heading is "Central Gauteng Registration Form". Below the heading are tabs for "Summary", "Submissions", "Share", "Integrations", "Insights", and "Settings". The "Submissions" tab is active, showing a table of entries. The table has columns: Submitted at, First Name, Last Name, Email address, Phone number, and Which Team are you apart of? (Example: Junior A team, Skipper f). There is one entry in the table: Submitted at: Feb 3, 05:14 PM; First Name: Sample; Last Name: Britz; Email address: sample@sascaffold.co.za; Phone number: +27726071133; Team: A team. A red squiggly line is drawn on the left side of the table, pointing to the first row. The left sidebar contains navigation options: Home, Search, Members, Domains, Settings, Upgrade plan, Workspaces, My workspace, Product, Templates, What's new, Roadmap, Feature requests, Rewards, Trash, and Help (Get started, How-to guides, Help center, Contact support).

Submitted at	First Name	Last Name	Email address	Phone number	Which Team are you apart of? (Example: Junior A team, Skipper f
Feb 3, 05:14 PM	Sample	Britz	sample@sascaffold.co.za	+27726071133	A team